

VETROSPACE STRUCTURES & LAYOUTS



STANDARD SIZES FOR 1 TO 10 PERSONS



XS	XS+	S	S+	M	M+
115 x 110 x 226 cm (Ext)	150 x 110 x 226 cm (Ext)	210 x 110 x 240 cm (Ext)	210 x 130 x 240 cm (Ext)	210 x 160 x 240 cm (Ext)	210 x 210 x 240 cm (Ext)
92 x 98 x 205 cm (Int)	127 x 98 x 205 cm (Int)	200 x 100 x 220 cm (Int)	200 x 120 x 220 cm (Int)	200 x 150 x 220 cm (Int)	200 x 200 x 220 cm (Int)
1 Person	1 Person	1-2 Persons	1-2 Persons	1-4 Persons	1-4 Persons

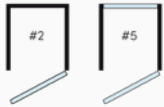


L	L+	XL	XXL
310 x 210 x 240 cm (Ext)	260 x 260 x 240 cm (Ext)	310 x 310 x 240 cm (Ext)	410 x 310 x 240 cm (Ext)
300 x 200 x 220 cm (Int)	250 x 250 x 220 cm (Int)	300 x 300 x 220 cm (Int)	400 x 300 x 220 cm (Int)
1-6 Persons	1-6 Persons	1-8 Persons	1-10 Persons

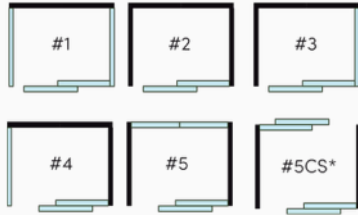
STANDARD LAYOUT OPTIONS

- Several layout options to fit every corner, hallway and space.
- Optimized for feeling of space and lighting conditions.
- Same pricing regardless of layout.


XS & XS+



S-XXL



* Customer Service (CS) configuration with 2 doors



DOOR PLACEMENT AND TECHNOLOGY PANEL OPTIONS


- Sliding doors can be left- or right-handed and can be placed in the corners or middle of the glass wall
- Technology panel can be placed freely on any wall as long as it doesn't obstruct door opening
- Technology panel has various options for seating or standing height, number and type of sockets as well VESA brackets
- There is also as an option for multiple tech panels on different walls



CUSTOMIZATION – YOUR IMAGINATION IS THE ONLY LIMIT

- Personalized technology with integrated lighting, facility systems and other applicable technology
- Custom materials, features, and adaptations for office, healthcare, media, and industrial use
- Flexible configurations and sizes, including custom layouts up to 100 m²
- Tailored aesthetics with a wide range of colors, materials, and branding options

Customizations: Size, custom carpets, security stickers, plumbing, water pipes and electrical pipes for kitchenette. Whyteboard on the wall for brainstorming notes.



VETROSPACE

FURNISH YOUR POD YOUR WAY

Choose our options or bring your own.



Swivel chairs, bar stools



Sofas - 70/ 90/ 140x60cm



Matching glass walls



Electric meeting tables
140/ 180 x 80cm, 275x90cm



Electric office desks
110/ 140/ 160 x 70 cm



Compact tables
50/ 70/ 90/ 140 x 60 cm